




ಬೃಹತ್ ಬೆಂಗಳೂರು ಮಹಾನಗರ ಪಾಲಿಕೆ
Bruhat Bengaluru Mahanagara Palike





BBMP COVID-19 WAR ROOM 07.11.2022






OVERVIEW OF COVID-19 IN BENGALURU

<div></div> <div>CASE TRENDS</div>			ACTIVE CASES	1,590
<u>Confirmed Cases</u>	<u>Recovered Cases</u>	<u>Death Cases</u>		
53	101	0		
18,75,110 [#]	18,56,530 [#]	16,990 [#]		

<div></div> <div>HOSPITALIZATION</div>					3
<u>ICU – V</u>	<u>ICU</u>	<u>HDU</u>	<u>General</u>		
-	1	-	2		
INCLUDES GOVT. QUOTA AND PRIVATE WALK-IN HOSPITALIZATION					

<div></div> <div>VACCINATION</div>			205	2,04,79,747 [#]
<u>First Dose</u>	<u>Second Dose</u>	<u>Precaution Dose</u>		
12	25	168		
96,77,745 [#]	94,79,607 [#]	13,22,395 [#]		

<div></div> <div>TRIAGING</div>		<div></div> <div>ACTIVE CZs</div>
		0
<u>MTU</u>		<u>MCZs (< 5 cases)</u>
2		0
<u>Tele Triage</u>		<u>Clusters (> 5 cases)</u>
48		0

<div></div> <div>TESTING</div>			856	3,19,51,476 [#]
		<u>RAT</u>	<u>RTPCR</u>	
<u>Positivity :4.11%</u>		92	764	
*FOR LAST 7 DAYS				

: indicates cumulative numbers till date



ABSTRACT OF COVID-19 SCENARIO IN BENGALURU



	MALE			FEMALE			TRANSGENDER			TOTAL		
	Last 24 Hours	Last 7 Days	Cumulative	Last 24 Hours	Last 7 Days	Cumulative	Last 24 Hours	Last 7 Days	Cumulative	Last 24 Hours	Last 7 Days	Cumulative
Positive Cases	23	201	11,05,029	30	116	7,69,189	0	0	196	53	367	18,75,110
Recovered Cases	60	393	10,93,133	41	282	7,63,303	0	0	187	101	675	18,56,530
Death Cases	0	0	10,760	0	0	6,226	0	0	4	0	0	16,990
Total Tests Done	In Last 24 hrs. : 856				In last 7 days : 10,063				Cumulative : 3,19,51,476			
Vaccine Doses Administered	In Last 24 hrs. : 205				In last 7 days : 3,921				Cumulative : 2,04,79,747			
ACTIVE CASES								1,590				

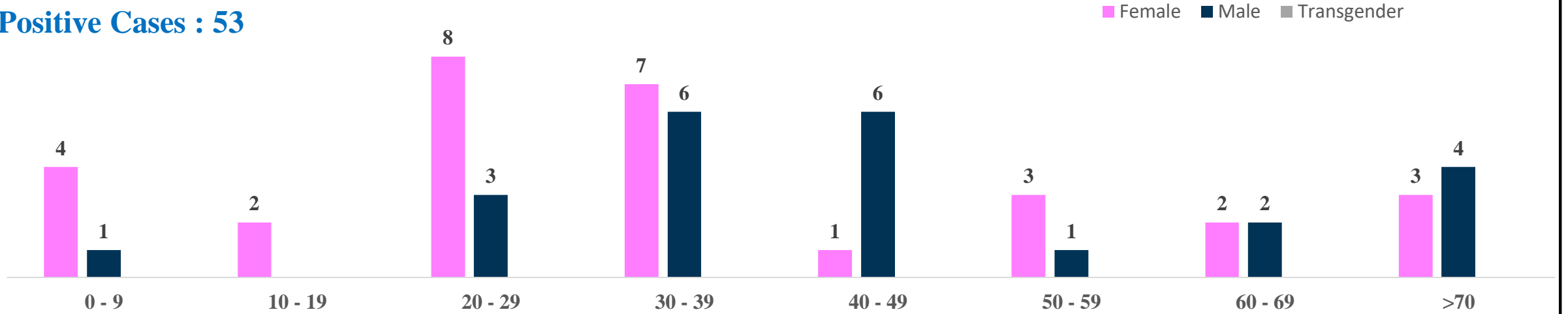
*Covid deaths occurred today : 00 | Covid deaths occurred beyond last 24hrs., reported today : 00



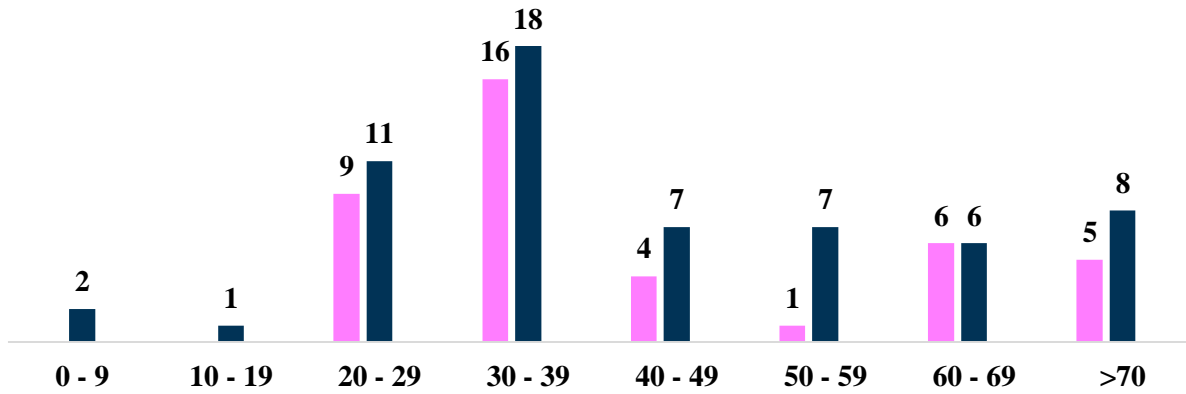
LAST 24 HOURS AGE GROUP AND GENDER WISE DISTRIBUTION



Positive Cases : 53



Recovered Cases : 101



Death Cases : 0

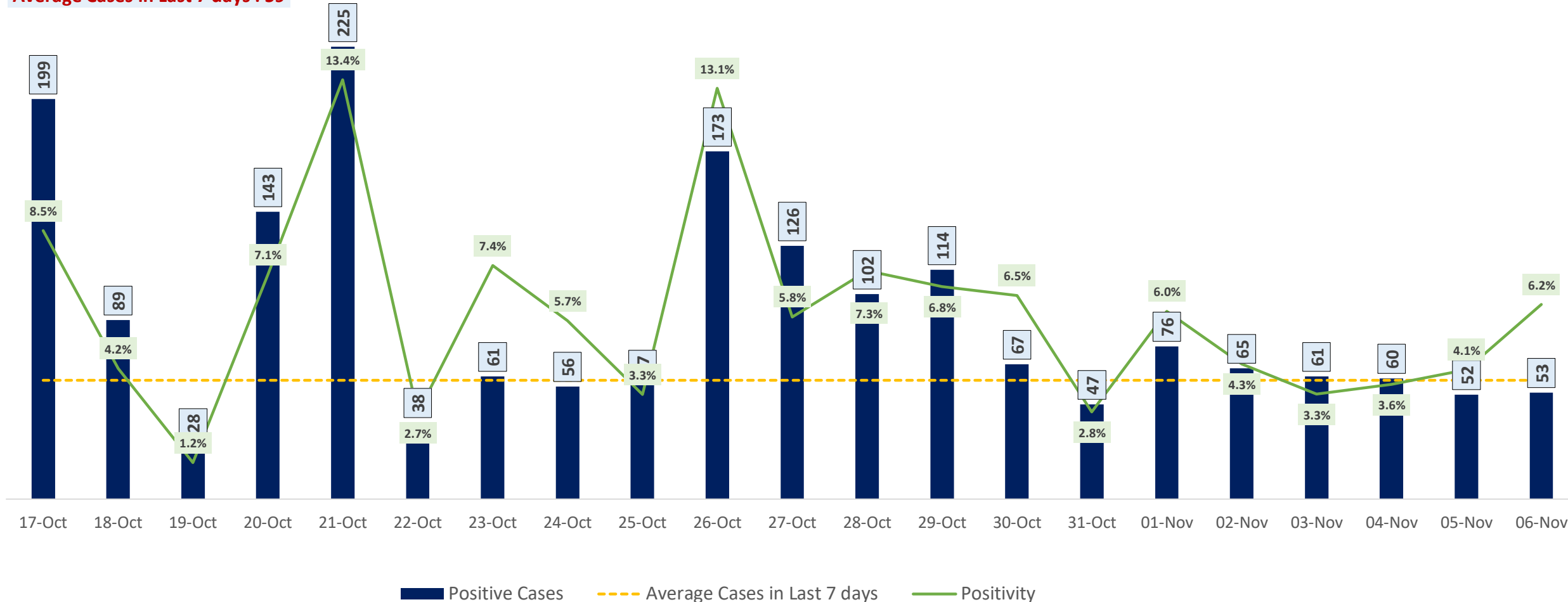
0 to 9 10 to 19 20 to 29 30 to 39 40 to 49 50 to 59 60 to 69 >=70



POSITIVITY RATE OF BENGALURU – LAST 21 DAYS



Average Cases in Last 7 days : 59

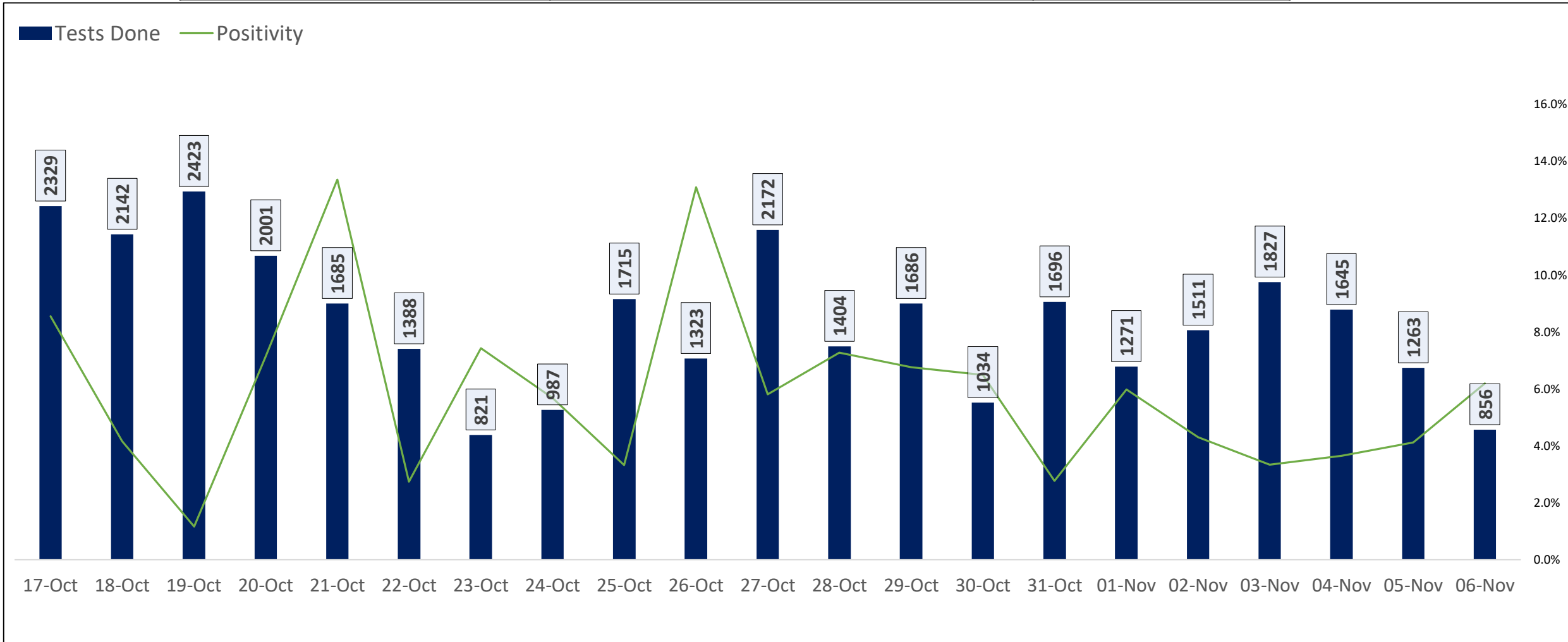




TESTING TRENDS IN BENGALURU

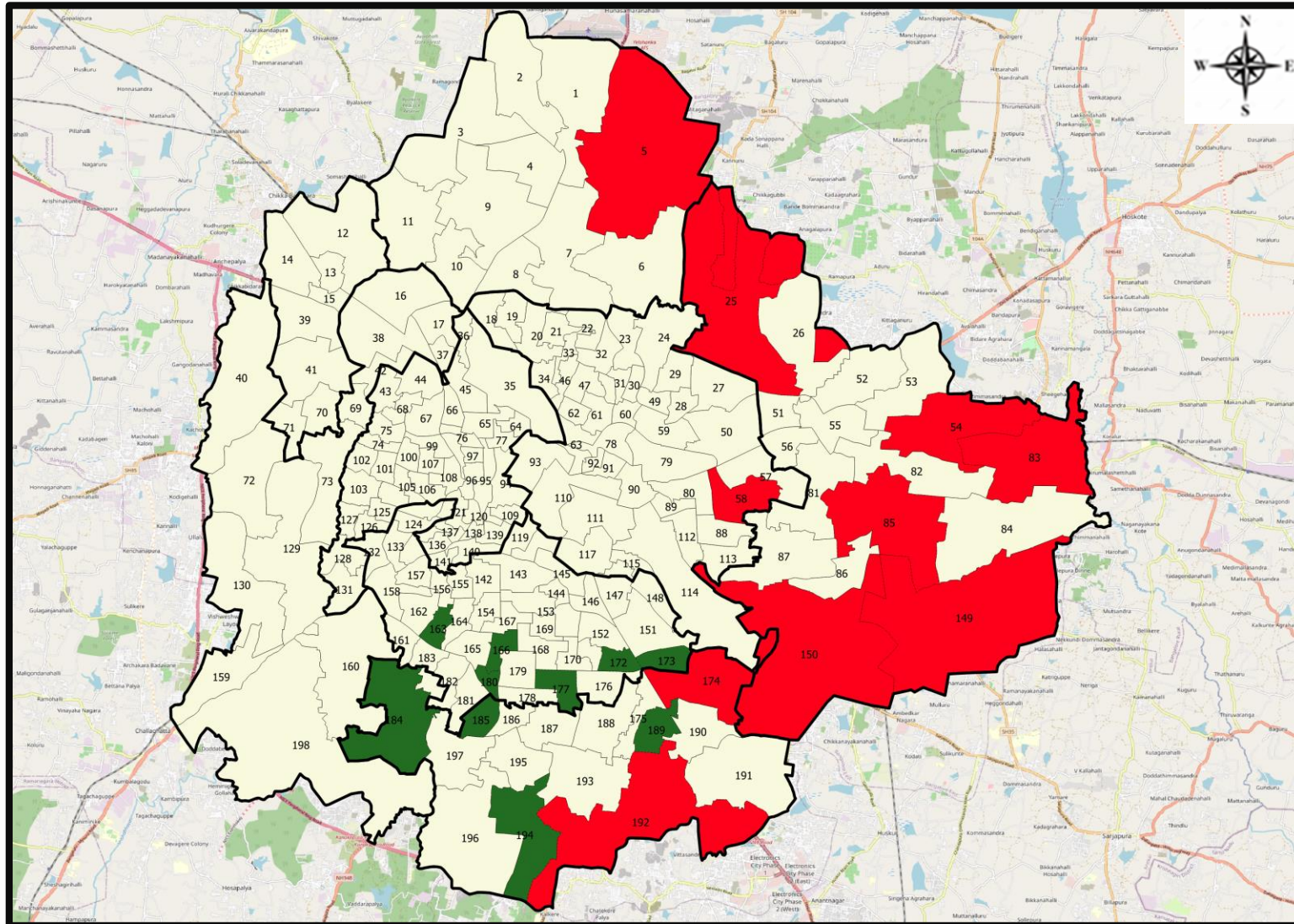


Total Test Conducted Till Date	Test Conducted Last 24 hours	Last 7 Days Average
3,19,51,476	856	1,438





BENGALURU URBAN MAP SHOWING TREND OF POSITIVE CASES IN LAST 7 DAYS



Top 10 wards reporting highest number of positive cases in last 10 days

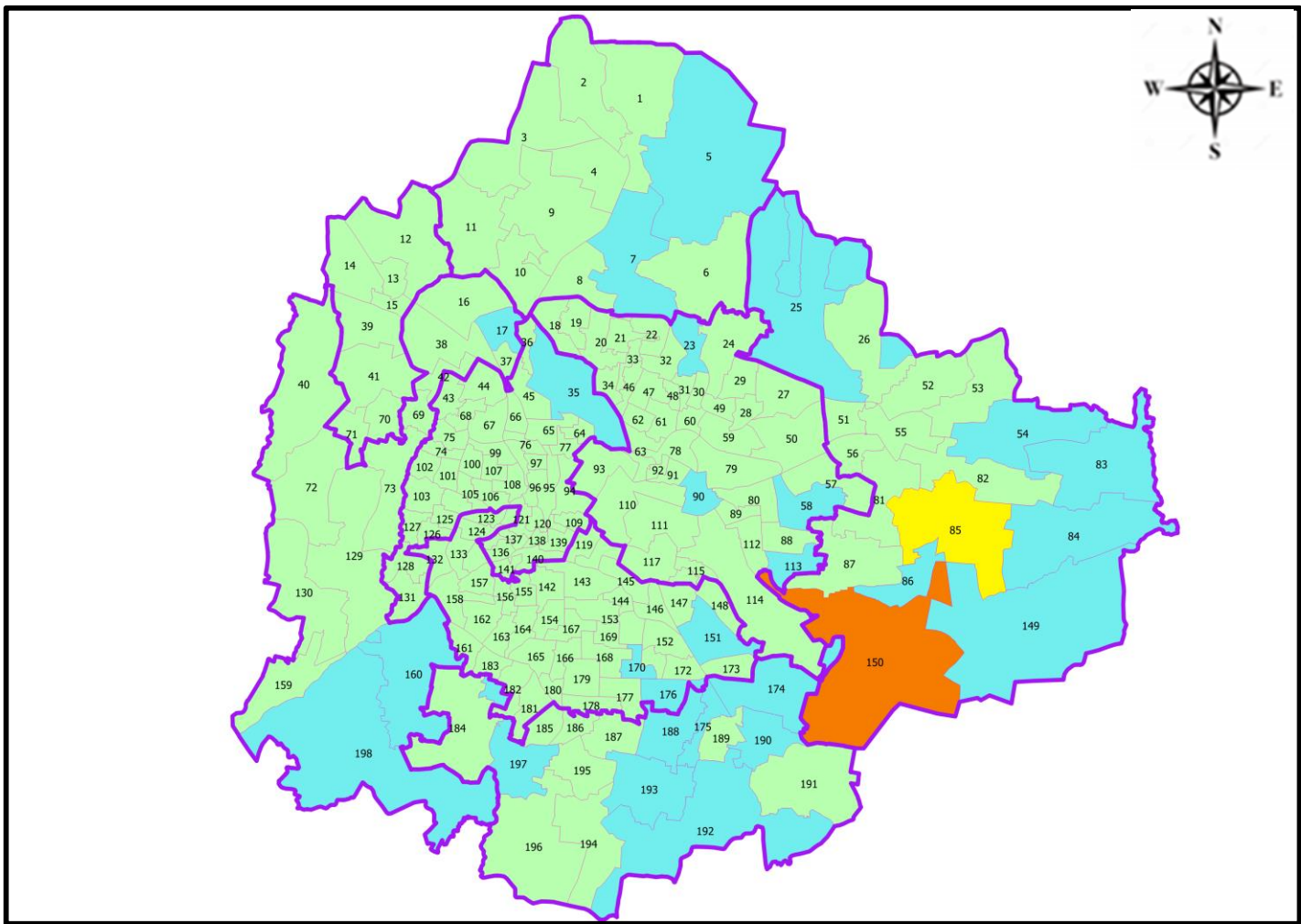
Ward No.	Ward Name	Daily Cases Average
150	Bellanduru	4
85	Dodda Nekkundi	2
83	Kadugodi	1
149	Varthuru	1
25	Horamavu	1
192	Begur	1
58	New Tippasandra	1
174	HSR Layout	1
5	Jakkuru	1
54	Hudi	1

Top 10 wards reporting least number of positive cases in last 7 days

Ward No.	Ward Name	Daily Cases Average
194	Gottigere	0
189	Hongasandra	0
185	Yelchenahalli	0
184	Uttarahalli	0
180	Banashankari Temple Ward	0
177	J P Nagar	0
173	Jakkasandra	0
172	Madivala	0
166	Karisandra	0
163	Katriguppe	0



BENGALURU MAP SHOWING INTENSITY OF POSITIVE CASES IN LAST 7 DAYS



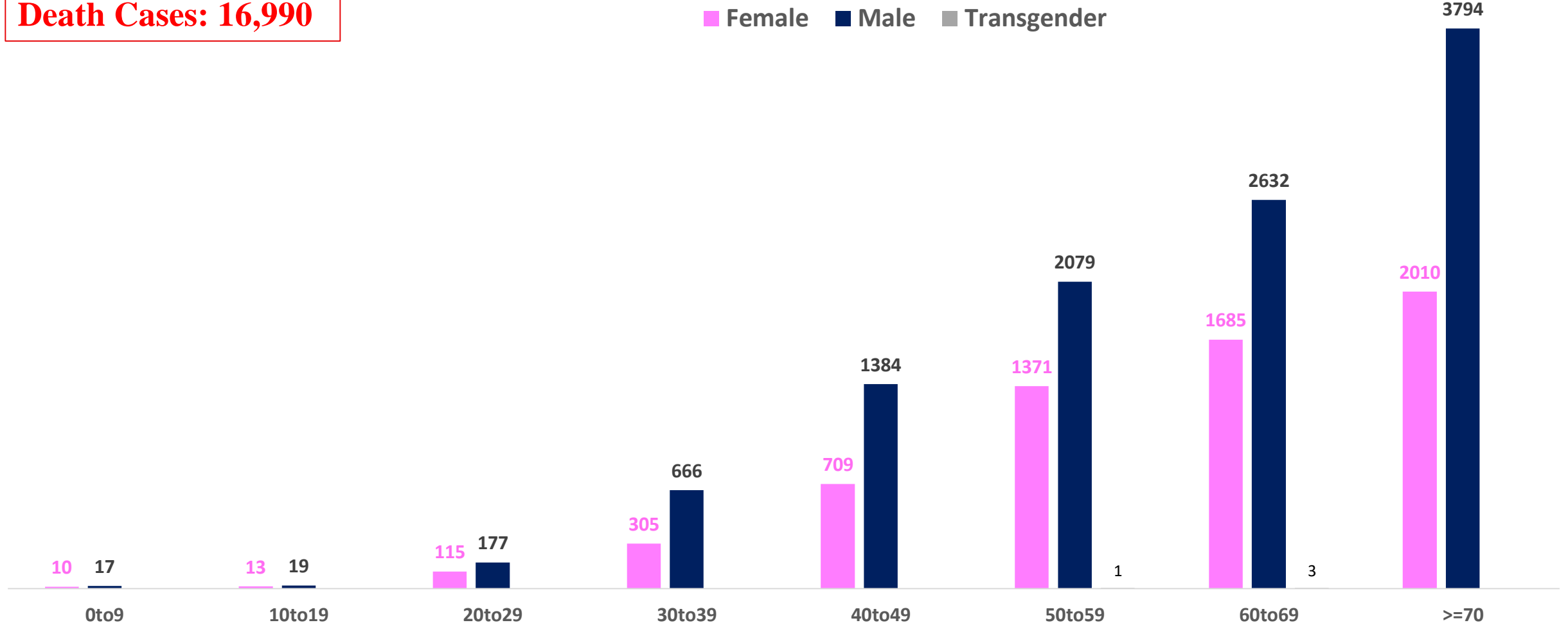
- Level 1 : 0 to 3 Cases
- Level 2 : 3 to 10 Cases
- Level 3 : 10 to 20 Cases
- Level 4 : 20 to 50 Cases
- Level 5 : More than 50 Cases
- Zone Boundaries



AGE AND GENDER WISE DISTRIBUTION OF DEATH CASES



Death Cases: 16,990





COVID-19 SCENARIO IN BENGALURU AND OTHER METROPOLITAN CITIES



CITY NAME	Positive Cases	Active Cases	Recovered	Deceased	Vaccine Doses Administered
New Delhi	20,06,553	262	19,79,778	26,513	3,73,17,328
Bengaluru*	18,75,110	1,590	18,56,530	16,990	2,37,78,980
Mumbai	11,53,487	465	11,33,281	19,741	2,21,34,555
Chennai	7,92,845	239	7,83,536	9,070	1,13,96,462

Source : <https://dashboard.cowin.gov.in/> at 5:00pm (07.11.2022)
Source : <https://www.covid19bharat.org/> at 5:00pm (07.11.2022)

*includes BBMP & Bengaluru Urban



SNAPSHOT OF COVID-19 CASES IN BENGALURU URBAN



**Total Wards With
< = 5 Cases* :
179**

**Tests Conducted
on 06.11.2022:
856**

**Recovery
Rate*:
99.01%**

**Total
Active Cases :
1,590**

**Total Vaccinated
on 06.11.2022:
205**

**Positivity
Rate* :
4.11%**

**Active
Rate*:
0.08%**

**Case
Fatality Rate* :
0.00%**





*Total positive cases In the past 7 days

*CFR and positivity is for Past 7 days



ಬೃಹತ್ ಬೆಂಗಳೂರು ಮಹಾನಗರ ಪಾಲಿಕೆ
Bruhat Bengaluru Mahanagara Palike



Download BBMP Bulletin	https://apps.bbmpgov.in/covid19/mediabulletin.php
To register for vaccination :	https://selfregistration.cowin.gov.in/
BBMP COVID19 Dashboard:	https://apps.bbmpgov.in/covid19/
Follow us on:	 www.facebook.com/bbmp.comm1/
	 twitter.com/BBMPCOMM
	  BBMPSplHealth

Issued by:

Honorable Chief Commissioner, BBMP
Special Commissioner Health & IT, BBMP
MD, Bengaluru Smart City Limited

THANK YOU !

